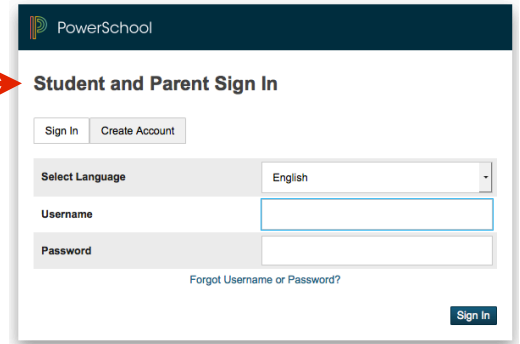


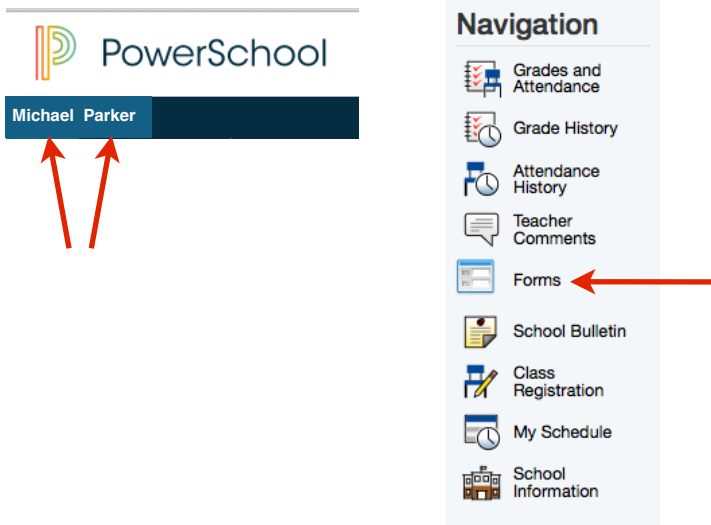
Instructions for Signing Electronically the Safe Schools Policy and Internet Use/AUP Policy

Note: You MUST have a Parent PowerSchool Account or access to a Student PowerSchool Account to complete these forms electronically.

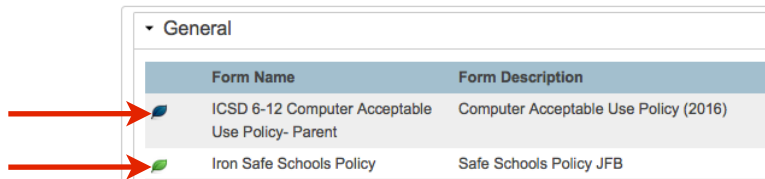
Step 1 Log into your Parent or Student PowerSchool Account. →



Step 2 Select student (if using a Parent Account) and click on “Forms” (This process will need to be done for each of your students attending CVMS)



Step 3 Select form to be read and signed



Step 4 Read the policy carefully discussing with your child what is being said.

Step 5 Complete the information at the bottom of each form and press “submit.”

Select a Choice *

- I hereby give permission to allow access to the computer network and the internet for my child and certify that the information contained on this form is correct
- I DO NOT give my permission to allow access to the internet for my child

Parent/Guardian Signature *

Type your name here to electronically sign

Date *

Date signed

Student Name *

Submit

I HAVE READ THIS POLICY

Student Signature Recommended

Students Name

Type students name here

Date

Date Signed

Submit

Select the School Student Attends

You're Finished!